





















LOT	IMAGE	DESIGNATION	ESTIMATIONS
1		DELTALIGHT 5 GRID IN TRIMLESS 3 MOUNTING KIT	200 / 300
2		BRUCK SILVA SUSP S160 2 VERRES (1 COLOR+) S/JACK CH / FUM	300 / 400
3		DELTALIGHT Appliques + SONAR 101 HP A-ANO	400 / 500
4		AZUMI 2 APPLIQUES	100 / 150
5		DAYTON APPLIQUES Quantité: 2	100 / 150
6		DELTALIGHT GRID IN 3 QR A-A Quantité: 2	200 / 300
7		AZUMI APPLIQUES Quantité: 2	100 / 200
8		FABBIAN BECKY SOSPENSIONE G9 Quantité: 2	180 / 250

LOT	IMAGE	DESIGNATION	ESTIMATIONS
9	 	ARES FRANCO R7S 1X200W SIMMETRICO Quantité: 4	500 / 700
10		BRUCK LOFT MOVE DOWN SUSP MAT / BLANC Quantité: 3	400 / 500
11		FABBIAN SOSPESA APPLIQUE RETT. 4 LUCI Quantité: 2	350 / 450
12		FABBIAN APPL MOTION Quantité: 2	400 / 500
13	 	FABBIAN BIJOU SOSPENSIONE GRANDE E27 Quantité: 1	150 / 250
14		FABBIAN BELUGA COLOUR APPL/PLAF On y joint FABBIAN ORBIS LAMP.A BINARIO 70W GX8,5 CDMR11 On y joint FABBIAN TUBE APPLIQUE D.70 LED 3X3W 40° WHITE 6000K Quantité totale: 3	350 / 450
15		FABBIAN CUBETTO PLAFONIERA 3 LUCI MONT.CROMO	200 / 300

LOT	IMAGE	DESIGNATION	ESTIMATIONS
16		FABBIAN SOSPESA SOSPENSIONE RETT. 24 LUCI	1000 / 2000
17		FABBIAN TUBE SOSPENSIONE D.70 LED 3X3W 40° WHITE 3000K	170 / 220
18		FABBIAN 2 APPLIQUES DONO	100 / 150
19		ARTEMIDE MELAMPO APPLIQUE AVEC INTER.BRONZE	100 / 150
20		ARTEMIDE GLOBE	100 / 150
21		ARTEMIDE NUR MINI GLOSS SUSP.FLUO 42W BLC	280 / 350
22		ARTEMIDE NUR MINI PLAFONNIER HALO 150W GRIS ANTHRACITE	170 / 220
23		ARTEMIDE TALO APPLIQUE HALOGENES 1X150W BLANC On y joint ARTEMIDE 2 TOLOMEO SOSPENSION 2 BRAS STRUCTURE SEULE	450 / 550

LOT	IMAGE	DESIGNATION	ESTIMATIONS
24		NEMO 2 JESOLO TWIST 37 PLAFONNIER +LECT BLANC	200 / 300
25		PRANDINA MINT C5/W5 BIANCO	270 / 350
26		FLOS CICATRICES DE LUXE 3 CM 80 SHOW ROOM DESIGN PAR STARK	1000 / 2000
27		FONTANA ARTE LAMP SOSP CUPOLA D54 ALLUMINIO On y joint VRB LANTERNA D BLEU	300 / 400
28		VRB BALOON TABLE JAUNE	130 / 180

LOT	IMAGE	DESIGNATION	ESTIMATIONS
29		VRB SMOKE PARKING LOT	200 / 300
30		FABBIAN TWIRL LAMPADA DA PAVIMENTO DIFF.COLOR.	350 / 450
31		FABBIAN 3 BELUGA COLOUR SOSP. SANS LE RAIL	270 / 320
32		Catellani & Smith SUSPENSION MALAGOLA 100, R+FLECTEUR EFFET FEUILLE D'OR, 3 E27 ECO 42W CAISSE BOIS	800 / 1600







LOT	IMAGE	DESIGNATION	ESTIMATIONS
33		FABBIAN 2 "MOTION" APPL./PLAF. 60X60 ALOGENA R7S"	1000 / 1800
34		INGO MAURER KOKORO 230V SCHIRM ROT	550 / 850
35		LEUCOS TRECENTOSESSANTAGRADI 200 PAR/SOFF NIKEL	170 / 230
36		INGO MAURER 4 YAYAHO ELEMENT 5	200 / 300
37		DAVIDE GROPPPI MOVIE INOX BRUSHED BLACK	1000 / 1500
38		BOVER FORA FLOOR OUTDOOR LAMP GREY GRAPHITE	300 / 400
39		SERGE MOUILLE AGRAFEE SIMPLE	500 / 700
40		SERGE MOUILLE APPLIQUE 2 BRAS PIVOTANTS DONT 1 COURBE	1400 / 1800

LOT	IMAGE	DESIGNATION	ESTIMATIONS
41		SERGE MOUILLE PLAFONNIER BIBLIOTH+QUE	850 / 950
42		SERGE MOUILLE APPLIQUE 2 BRAS DROITS PIVOTANTS	1000 / 1500
43		INGO MAURER HOT HOT	600 / 800
44		TRILUX ESTILIO S LED-W ET 51 ROUGE	1200 / 1400
45		TRILUX ESTILIO S LED-W ET E1 NOIRE	1200 / 1400
46		SERGE MOUILLE LAMPADAIRE DROIT	800 / 1000
47		LUCEPLAN CARRARA 300W R7S HAL DIMMER LAMPADAIRE DIMMER + PIED BLANC D38 Design part Alfredo Häberli	300 / 400
48		FONTANA ARTE LAMP TER NOBI D23 NS 1X230W R7S 230V C/2 DIFF + 1 RIFL (EX 3393)	400 / 600

LOT	IMAGE	DESIGNATION	ESTIMATIONS
49		INGO MAURER ALIZZ C. COOPER	300 / 400
50		Catellani & Smith LAMPADAIRE LIGHT STICK 6X1W NEUTRAL 600 LM 183CM H	500 / 600
51		Catellani & Smith LAMPADAIRE WA WA FLEX 5X1W NEUTRAL 500 LM AVEC DIMMER 190CM	400 / 600
52		DE MAJO BILBAO R 0 HPL NOIR RECOUVERT  0 EXT+RIEUR ALUMINIUM MIROIR - POLI -	1000 / 1500
53		Arturo Alvarez GEA LAMPADAIRE BLANC	800 / 1000
54		MOLTO LUCE ZITA STL WEI MELON 2X AGL A60 100W E27	600 / 800
55		INGO MAURER SATEL.LIGHT LAMPADAIRE	1000 / 1500
56		SANS MARQUE ANAT LAQUE BLANC	1500 / 2000
57		INGO MAURER SAMURAI 230V SCHIRM NATUR	500 / 700





LOT	IMAGE	DESIGNATION	ESTIMATIONS
58		SANS MARQUE LAMPADAIRE NOIR RUBAN CERCLEUSE	500 / 700
59		SANS MARQUE LAMPADAIRE PANIER NOIR	500 / 700
60		DAVIDE GROPPI MOVIE WHITE Design part OMAR CARRAGLIA	900 / 1000
61		BELUX TWILIGHT 01 SOURCES INCLUSES HS VERRE CASSE	50 / 100
62		ROGER PRADIER 3 AUBANNE N°5 GRES	800 / 1000
63		SEDAF 3 APPLIQUES 1465 PLATRE NATUREL VERRE BLANC INCANDESCENT	250 / 300
64		SEDAF APPLIQUE COMPACT LIGHT PLATRE NATUREL On y joint SEDAF SAMO APP GRAND MODELE	100 / 150
65		LIGHTYEARS 3 CARAVAGGIO P1, Ĩ165MM, WHITE HIGH-GLOSS/GREY CABLE, E27 MAX 42W On y joint CARAVAGGIO P0, Ĩ110MM, OPAL GLASS/GREY CABLE, G9, 33W	350 / 450
66		LIGHTYEARS CALABASH, Ĩ158MM, SILVER CHROME/BLACK CABLE, E27, 25W	100 / 150

LOT	IMAGE	DESIGNATION	ESTIMATIONS
67		SCE ECLAIRAGE 2 SUSPENSIONS KOOKI TRANSPARENT	200 / 300
68		PRANDINA FINLAND C1 NIKEL WHITE	100 / 150
69		PRANDINA BRIKETT FLOOD W12 BLANC CRISTAL TRANSPARENT	150 / 200
70		PRANDINA BRIKETT FLOOD W12 BLANC CRISTAL TRANSPARENT	150 / 200
71		ROGER PRADIER AUBANNE N°1 GRIS ANTHRACITE On y joint AUBANNE N°1 GRES	150 / 200
72		ROGER PRADIER BELCOUR N°1 CLAIR GRIS METAL On y joint KENT N°1 GRIS ANTHRACITE	300 / 400

LOT	IMAGE	DESIGNATION	ESTIMATIONS
73		ROGER PRADIER 8 PICTO APPL ALU RG	400 / 500
74		LUCEPLAN METROPOLI 17 RIFL.1XG24 D1 10W R+FLECTEUR DOUILLE 1XG14 D1FLU D20/17. Design part Alberto Meda, Paolo Rizzatto, Riccardo Sarfatti On y joint LUCEPLAN BLOW SET 3 PALE TRASPAR. SET 3 PALES TRANSPARENT D28/1 Design part Ferdi Giardini	200 / 300
75		LUCEPLAN POD LENS INC. 40W SABBIA Design part Ross Lovegrove On y joint LUCEPLAN FORTEBRACCIO 60W E14 INT. TABLE PETITE ON/OFF BLANC D33N.60	200 / 300
76		NEMO KAMI LAMPADAIRE METAL BRUT	1000 / 1200
77		LUCEPLAN COSTANZA PERNOTAV.SZ/PARALUME STRUCTURE+PIVOT ALU D13PT Design part Paolo Rizzatto	100 / 150
78		Danese Milano ELEUTHERA - TAVOLO - NOIR Design Massimo Mariani	150 / 200
79		LUCEPLAN 2 BEREN. PAR.30+30 SL/STR.ELETTR APPLIQUE 30+30 E.STRUCT. NOIR D12ELAPI Design part Alberto Meda	200 / 300

LOT	IMAGE	DESIGNATION	ESTIMATIONS
80		LUCEPLAN BEREN. PAR.45+45 SL/STR.ELETTR APPLIQUE 45+45 E. STRUCT. NOIR D12ELA4 Design part Alberto Meda	80 / 120
81		LUCEPLAN GLASSGLASS DIFFUS.PICC.P/1 VERRE PETIT, OPAL D31P/1 Design part Paolo Rizzato	100 / 150
82		LUCEPLAN BERENICE TAV.SL/STR.ELETTRON.ALU Design part Alberto Meda	100 / 150
83		FIRALUX 3 STAND BY GRIS ALU	200 / 300
84		ARTEMIDE EURIALO APPLIQUE FLUO 32W ALU SATINE	120 / 150
85		LUMINA LIZ-LIZZY METAL SHADE CRACKEDL GREY On y joint LUMINA 3 LIZZY CONICAL SHADE WHITE Design part Yaacov Kaufman	300 / 500
86		ARTEMIDE CANNE APPLIQUE IP23 / CLASSE II On y joint ARTEMIDE LOGICO NANO PLAFONNIER	80 / 120
87		ROGER PRADIER KENT N°1 GRIS ANTHRACITE	200 / 300

LOT	IMAGE	DESIGNATION	ESTIMATIONS
88		TRILUX 26 DALLE NEON PLAFOND SUSPENDU	2500 / 3000
89		ARTEMIDE TIZIO MICRO NOIR	120 / 150
90		ARTEMIDE SAGITTA INC. On y joint ARTEMIDE TOLOMEO MINI INCAND. CORPS ALU	200 / 300
91		ARTEMIDE 2 TIZIO 35 NOIR	250 / 300
92		ARTEMIDE NUR MINI GLOSS SUSP.FLUO 42W NOIR	250 / 300
93		Produzione Privata ACQUAMIKY VERTE Design part Michele De Lucchi On y joint Produzione Privata 2 FESTINA WALL Design part Michele De Lucchi On y joint Produzione Privata BONNE NUIT 16 Design part Michele De Lucchi	600 / 800
94		Produzione Privata 4 MIGRANTE (HIRONDELLE)	700 / 900
95		MUUTO 1 MHY BLANC et 1 MHY NOIR	150 / 200

LOT	IMAGE	DESIGNATION	ESTIMATIONS
96		ARTEMIDE MELAMPO TAVOLO BRONZE	150 / 200
97		ARTEMIDE 4 CHOCOLATE APPLIQUE T16 2X24W NON GRADABLE BLANC	800 / 1000
98		LUCEPLAN HOPE 12 SOSP.250W E27 HOPE 12 SUSPENSION 250W E27 D66/12 Design part Fransisco Gomez Paz, Paolo Rizzatto	350 / 400
99		LUCEPLAN HOPE 18 SOSP.250W E27 HOPE 18 SUSPENSION 250W E27 D66/18 Design part Fransisco Gomez Paz et Paolo Rizzatto	500 / 700
100		MARSET BOSCA P LAMPADAIRE CHENE	600 / 800
101		INGO MAURER 2 ATOOL <350CL 230V	400 / 600
102		FLOS 2 FUCSIA 1 EUR Design part Achile Castiglioni	150 / 200









LOT	IMAGE	DESIGNATION	ESTIMATIONS
103		FLOS OVEST I 150W EUR OPAL/TRASP Design part Rodolfo Dordoni	120 / 150
104		LUCEPLAN 2 METROPOLI CM.27 CORPO, VETRO CORPS VERRE CM.27 BLANC D20/27V Design part Meda, Alberto/Rizzatto, Paolo/Sarfatti, Riccardo	180 / 200
105		FLOS FUCSIA 1 EUR Design part Achile Castiglioni On y joint FLOS MISS K T EUR ALL.ARG et MISS K T EUR SOFT AVO Design part Philippe STARK	300 / 400
106		FLOS 2 GLO BALL F/T2 BLANC Design part Jasper Morrison	300 / 400
107		FLOS GLO BALL F/T2 BLANC Design part Jasper Morrison	150 / 200
108		ARTEMIDE DIOSCURI APPLIQUE/PLAFONNIER 25	100 / 150
109		FABBIAN BIJOU SOSPENSIONE GRANDE E27 On y joint SERGE MOUILLE APPLIQUE 2 BRAS PIVOTANTS DONT 1 COURBE	1200 / 1500
110		FABBIAN 2 TWIRL LAMPADA DA TAVOLO PICCOLA	200 / 300

LOT	IMAGE	DESIGNATION	ESTIMATIONS
111		FABBIAN MATISSE APPL/PLAF G9	100 / 150
112		FABBIAN CUBETTO APPLIQUE MONT.CROMO	180 / 200
113		FABBIAN TWIRL LAMPADA DA PAVIMENTO	300 / 400
114		FABBIAN BOOK SINGLE APPL/PLAF GX8,5	150 / 250
115		FABBIAN PLANO INCASSO H125 GX8,5	100 / 150
116		FABBIAN STYLE APPLIQUE GRANDE FLUOR. + SOSPESA APPLIQUE TONDA 1 LUCE 230V + JAZZ APPLIQUE/PLAFONIERA IP44 + D&S/DIAMOND APPL. CON PARALUME	400 / 600
117		FABBIAN 2 SNAKE APPLIQUE/PLAF. 1 LUCE G9	200 / 300










LOT	IMAGE	DESIGNATION	ESTIMATIONS
118		DELTALIGHT 2 KUBIX HIC-70 SB INOX	800 / 1000
119		DELTALIGHT RAND 211 T50 A	120 / 150
120		ARES 2 MINI NORMA GU 5,3 1X50W	200 / 300
121		LIGHTYEARS 2 JUICY PENDANT, BLACK HIGH-GLOSS, ĩ400 MM, MAX 30W (ENERGY SAVER)	400 / 600
122		SANS MARQUE 2 BOUCLIER	300 / 400
123		ASTRO STRATA AMPOULES INCLUES SQUARE + MOMO BZ	150 / 200
124		ARTEMIDE 2 TOLOMEO DIFF 420 PARCHEMIN	100 / 120
125		SANS MARQUE 2 DOUBLE MINI RONDO 2X QR70 ? 50W BLANC	80 / 120
126		Barbier - Stephane Davidts TRIANON 80CM DORE 24 CARATS (APPLIQUE TABLEAU)	180 / 200

LOT	IMAGE	DESIGNATION	ESTIMATIONS
127		DELTALIGHT OUTFIT L 211 T50 W on y joint SANS MARQUE 2 MAESTRO S224-211	500 / 700
128		SANS MARQUE Z-BOX OUTDOOR 100 / 1 X HALOPIN 230V 40W MAX PC/GRIS + Z-REED 120 / HALOPIN 230V 25W CUIVRE + Z-REED 150 / HALOPIN 230V 25W CUIVRE	300 / 400
129		FABBIAN CLASSICI PLAFONIERA E27 D.22	100 / 150
130		LUCEPLAN COSTANZA GDE SOSP.3X100W DIMM SUSPENSION DIMMER ALU D13GS Design part Paolo Rizzatto	200 / 300
131		LUCEPLAN COSTANZA GDE PARALUME OUTDOOR ABAT-JOUR IVOIRE D'EXTERIEUR D13G/1 Design part Paolo Rizzatto	150 / 200
132		PRANDINA 3 LIGHT VOLUME FLUO W21 WHITE	400 / 600
133		MARSET 3 AMANITA SAND	300 / 400








LOT	IMAGE	DESIGNATION	ESTIMATIONS
134		SANS MARQUE JUNO 1 SUSPENSION NICKEL BROSS+ 1X MAX.50W GY6,35 QT-LP12 12V + APLIQUE LECTURA ALPHA BLANCO + QUADRA GLASS HORS COLLECTION	250 / 300
135		FLOS ROMEO MOON S2 EUR Design part Stark	200 / 300
136		PRANDINA VERRE OPALIN SUSPENSION NOTTE S3 + VERRE SEUL POUR EXTRA S3/C3 OPALIN BLANC	80 / 120
137		LUMINA LAMPADAIRE	300 / 400
138		LUCEPLAN COSTANZA LADY PARALUME COSTANZA LADY ABAT-JOUR NOIR D13E/1 Design part Paolo Rizzatto	100 / 150
139		LUCEPLAN 3 VENUS 250W E27 HALMETAL	300 / 500
140		ANTONANGELI LAMPADA NONSTOP W1 MODULE PICCOLO 50W BLANC	250 / 350
141		SANS MARQUE 7 DOUBLE RONDO 2X CDM-R111 ? 70W BLANC	500 / 700

LOT	IMAGE	DESIGNATION	ESTIMATIONS
142		LUCEPLAN 4 STRIP 2X13W G5 230V 2X13W G5 230V ALU VERNI D22/1 design part Dante Donegani	400 / 600
143		FLOS COMPASS BOX 2L H: 135 MM WHITE QR-111 2X75W	180 / 250
144		SANS MARQUE 3 RONDO 1X CDM-R111 ? 70W BLANC	120 / 150
145		SANS MARQUE KIT LOW NO FRAME 1X QR111 On y joint 2 PICCOLO FRAME 1X GU10 ? 50W BLANC/NOIR	120 / 150
146		LUCEPLAN L.DISC 40 OPAL 55W T5 ELETTRON DIFFUSEUR OPALIN 55W METAL D41B/40.55 Meda, Alberto/Rizzatto, Paolo	120 / 150
147		LUCEPLAN 2 VENUS PICCOLA 60W E14 HALSATIN	180 / 250
148		ASTRO OZO AMP INCL + TAXE ECO	150 / 180
149		DARK CROSSLIGHT WALL ORANGE Design part Jan Melis & Ben Oostrum for Dark	120 / 150
150		PRANDINA NOTTE S5 NIKEL MIRROR/YELLOW	350 / 450








LOT	IMAGE	DESIGNATION	ESTIMATIONS
151		SANS MARQUE 7 SUSPENTIONS BLANCHES ECLAIRAGE BOUTIQUE	400 / 600
152		SCE ECLAIRAGE 2 DAKAR GM	300 / 400
153		SEDAF APPLIQUE BANDEAU L:920 DIR/INDIR PLATRE NATUREL	150 / 200
154		SANS MARQUE LOOK OUT LOW 1X QR111 ? 100W TI BLANC/BLANC	50 / 80
155		DE MAJO LOLLI S6D C TRANSPARENT - BOROSILICATE SABL+ C CHROM	300 / 400
156		MARSET AMANITA SAND + AMANITA WHITE	150 / 200
157		SANS MARQUE 2 DELTA LIGHT B417565 Profil 1 ET 2	50 / 80
158		SANS MARQUE 2 DELTA LIGHT B417843 PROFIL 1	50 / 80
159		Produzione Privata 2 ACQUAMIKY SILVER	400 / 600

LOT	IMAGE	DESIGNATION	ESTIMATIONS
160		Produzione Privata CAOLINA	200 / 300
161		Produzione Privata 2 BONNE NUIT 26 + 1 BONNE NUIT	400 / 600
162		MOLTO LUCE 2 ZITA HL WEI MELON 1X AGL A60 60W E27	150 / 200
163		NEMO 2 NORMA 128 APPLIQUE FLUO ALU POLI	600 / 800
164		MARSET NOLITA P TERRA ALU/BLANC	200 / 300
165		MARSET BOSCA SUSP ROBLE	400 / 500
166		ASTRO IMOLA SQUARE AMPOULES INCLUETAXE +CO	150 / 200








LOT	IMAGE	DESIGNATION	ESTIMATIONS
167		LUCEPLAN 2 STRIP 4X18W G13 230V 4X18W G13 230V ALU VERNI D22/3 Design part Donegani, Dante	300 / 400
168		LUCEPLAN 3 COSTANZINA PERNO TAV. S/PARAL. STRUCTURE+PIVOT ALU D13PIPT Design part Rizzatto, Paolo On y joint LUCEPLAN BAP LARGE BRACCIO CM 50 LARGE BRAS CM 50 NOIR OPTIQUE D19L	200 / 250
169		LUCEPLAN FORTEBRACCIO 100W E27 INT. TABLE GRANDE ON/OFF NOIR D33N.100 Design part Meda, Alberto/Rizzatto, Paolo	100 / 150
170		ARTEMIDE 3 LOST T16 1X54W NON GRADABLE L=1214MM	300 / 400
171		MARSET NEON LUZ NL-S<1,5 49W AZUL + NEON LUZ NL-S<1,5 49W ROJO + NEON LUZ NL-S<1,5 49W TRANSP	450 / 650
172		INGO MAURER SEVEN RATS	1000 / 1500
174		ARTEMIDE NUR SUSPENSION FLUO 70W ELECT. GRIS ANODISE	300 / 400
175		ARTEMIDE NUR SUSPENSION FLUO 70W ELECT. GRIS ANODISE	300 / 400








LOT	IMAGE	DESIGNATION	ESTIMATIONS
176		FONTANA ARTE LAMP VERTIGO 5531N	400 / 600
177		CELINE WRIGHT 7 CELINE WRIGHT BUN R/MURAL	300 / 500
178		SANS MARQUE 22 SPOTS ENCASTRABLE INOX ET BLANC PROLAMPE	150 / 200
179		ARTEMIDE 4 SURF APPLIQUES 600 TC-LEL 2X55W BLANC	800 / 1000
180		ARTEMIDE LOGICO MINI APPLIQUE FULL INC.	120 / 150
181		INGO MAURER EDDIE S SON	400 / 600
182		BAR 8 DEP 158 C	150 / 200
183		ARTEMIDE TOLOMEO BRACCIO	100 / 120
184		ARTEMIDE TOLOMEO MEGA CORPS	150 / 200



LOT	IMAGE	DESIGNATION	ESTIMATIONS
185		SANS MARQUE D-RABBBIT BROWN 1X54W EVG CLEAR	300 / 400
186		Catellani & Smith 2 CATELLINI AND SMITH CAMPIONI COLORI	100 / 150
187		SANS MARQUE 2 ELIX	300 / 400
188		ASTRO SHADE PARK LANE FLOOR + TAG TABLE MAT NICKEL SANS ABJ On y joint SANS MARQUE 2 DOUBLE MINI RONDO 35W	200 / 300
189		ASTRO 11 SHADE AZUMI ROUND	180 / 220
190		ASTRO OVARO PLUS On y joint DAYTON 2 APPLIQUES	200 / 300
191		FLOS KAP SURFACE SUSPENSION BLACKáINTER.GOLD.POWER LED 9W	300 / 400

LOT	IMAGE	DESIGNATION	ESTIMATIONS
192		ASTRO 2 MOMO LED	50 / 80
193		ASTRO CABARET 4 AMPOULES INCLUES + MASHIKO 500 CH CLASSE1	150 / 200
194		ASTRO KYOTO PENDANT	80 / 120
195		ASTRO MASHIKO 360 BZ CLASSE1 + BELGRAVIA 700 + MASHIKO	200 / 300
196		Catellani & Smith 8 SEMI-ENCASTR+ SWEET LIGHT Ĩ 10CM ARGENT, SANS TRANSFO AVEC G4 ECO 14W	400 / 600
197		FLOS 3 HIDE L EUR NRO	400 / 500
198		MODULAR 7 MINI-MULTIPLE 1X MR16 COMPLETE MATT WHITE	300 / 500
199		OLIGO TRINITY SUSPENSION	500 / 700









LOT	IMAGE	DESIGNATION	ESTIMATIONS
200		LUMINA MOOVE PARALUME 15 + ZED PARETE DIMMER NICKEL PLATED	250 / 350
201		SANS MARQUE BATH 1322 CHROME 24W T5	200 / 300
202		DE MAJO SAN SIRO S6 C TRANSPARENT EXTRACLAIR 1 GRIS ARCTIQUE-CHROM+	400 / 500
203		FABBIAN TROIS BOITES DE 8 PIECES VENERE INCASSO LED 3X1W 40i RGB	200 / 250
204		ASTRO FLAIR 1250AMPOULES INCLU ESTAXE +CO	250 / 350
205		MARSET TROIS NEONS LUZ (PETIT FORMAT) TRANSPARENT MUUTO E27 BLEU MUUTO UNFOLD NOIR	300 / 500
206		LUCEPLAN Meda, Alberto/Rizzatto, Paolo/Sarfatti, Riccardo METROPOLI CM.38 CORPO, VETRO CORPS VERRE CM.38 ALU POLI D20/38V	150 / 200
207		PLANLICHT PURE ASYM+TRIQUE APPARENT 1200MM 1X1X28/54W G5 T16 BE 230V SWITCHDIM PLANLICHT PURE SANS CADRE ENCASTR+ 1200MM 1X1X28/54W G5 T16 BE 230V	150 / 250

LOT	IMAGE	DESIGNATION	ESTIMATIONS
208		SANS MARQUE RGB SUSPENSION	750 / 1200
209		MARSET SCANTLING A BLANC/CHENE MASSIF	160 / 250
210		Italamp NATURAL COUTURE TABLE VERRE SEUL	300 / 500
211		Produzione Privata TROIS ACQUAMIKY SILVER	300 / 500
212		LUCE PLAN BLOW SET 3 PALE SERIGR.TRASPAR SET 3 PALES S+RIGR.TRANSPARENT D28/2 SANS MARQUE Giardini, Ferdi DEUX V GOGH 1600 OR SAT 2X20W G4	300 / 450
213		ARTEMIDE TAGORA 570 TC-FEL 4X36W NON GRADABLE NOIR/ORANGE	350 / 500
214		MARSET ATILA 06 SOBREMESA	100 / 200


LOT	IMAGE	DESIGNATION	ESTIMATIONS
215		LUCEPLAN UN LOLA PARETE APPLIQUE - PETITE ALU D15A1 UN METROPOLI CM 17 CORPO,POLIC. CORPS POLYC CM.17 ALU VERNI D20/17P UN GOGGLE 26W G24D3 FLUO APPLIQUE 26W IRIDESCENT D52F	200 / 350
216		LUCEPLAN UN METROPOLI CM.27 CORPO, POLIC CORPS POLYC CM.27 ALU POLI D20/27P UN METROPOLI CM.27 CORPO, VETRO CORPS VERRE CM.27 ALU POLI D20/27V	200 / 300
217		ARTEMIDE KALIAS 110 IP23 BLANC MODISS PAOLA 1C32 TOPAZ CHR.1X60W E27 CHROME 125	200 / 300
218		ANGELO MELLIA UNE SUSPENSION ANGEL SPARK 27CM 40W IRISSEE UNE SUSPENSION ANGEL SPARK 40CM 60W IRISSEE	350 / 500
219		TRILUX CINQ PLATINE NEON	200 / 300
220		SEDAF APPLIQUE 1818 DOUBLE ECLAIRAGE PLATRE NATUREL INCANDESCENT APPLIQUE ILLICO 4	150 / 200
221		Produzione Privata BONNE NUIT	200 / 250
222		Céline Wright UN TAMAGO PM UN TAMAGO GM	300 / 400







LOT	IMAGE	DESIGNATION	ESTIMATIONS
223		TOM DIXON BEAT LIGHT FAT PRESSED GLASS BEAD	350 / 500
224		LEUCOS DUNE 05 INCASSO LED 1X1,2W 350MA GIALLO DUNE 05 INCASSO LED 1X1,2W 350MA ROSSO DUNE 05 INCASSO LED 1X1,2W 350MA VERDE DUNE 08 INCASSO LED 1X1,2W 350MA CRISTALLO BLOCK P14 AL G9 VETRO PLATINO	450 / 650
225		ORBIT PICCOLO FRAME 3X QR70 ? 50W BLANC/NOIR	200 / 250
226		ARTEMIDE NUR MINI PLAFONNIER HALO 150W GRIS ANTHRACITE	350 / 500
227		ARTEMIDE TRIKALIAS BLANC	100 / 200
228		ARTEMIDE LOGICO MINI APPLIQUE FULL INC.	150 / 250
229		ARTEMIDE AFRODITE D.22 2X18W GX24Q-2 +ELECTRONIQUE	100 / 200
230		ARTEMIDE DISCOCO D.88 TURQUOISE	500 / 800


LOT	IMAGE	DESIGNATION	ESTIMATIONS
231		SANS MARQUE FORA FLOOR OUTDOOR LAMP GREY GRAPHITE	350 / 500
232		SANS MARQUE POC SILVER 4X14W EVG 5M	600 / 1000
233		NEMO 365 SUSPENSION LE CORBUSIER NEWANTHRACITE 36150	
234		FONTANA ARTE QUATRE LAMP PAR NOBI NEW D 15 H 78 CROMO MARSET BETA 60 CHROME TERMINE	650 / 1000
235		LIGHTYEARS CARAVAGGIO P3, ĩ400MM, WHITE HIGH-GLOSS/GREY CABLE, E27 MAX 150W - 6M CARAVAGGIO P3, ĩ400MM, WHITE HIGH-GLOSS/GREY CABLE, E27 MAX 150W - 6M	500 / 900
236		INGO MAURER TU-BE 1	800 / 1400
237		NEMO STRUTTURA 1A-W WASHER 2X60W R7S	140 / 200

LOT	IMAGE	DESIGNATION	ESTIMATIONS
238		JIELDE LOFT DROITE INOX BROSSE APP 2 X 40 CM+SOCLE D90	200 / 300
239		NEMO JESOLO TWIST 47 PLAFONNIER +LECT BLANC	250 / 350
240		LIGHTYEARS AZALEA FLOOR GRIS METALLIC PAINT, OPAL GLASSWARE, GU10 35W (OSRAM HAL	350 / 500
241		SANS MARQUE MAESTRO APLLIQUE TABLEAU	250 / 350
242		ARTEMIDE ACHEO APPLIQUE CHROME	150 / 250
243		METALARTE UN 1705 LATON PULIDO DEUX 2346 F NIQUEL MATE	250 / 400
244		JIELDE HUIT SUSPENSION AUGUSTIN D160 ORA AROU ET ANOS	450 / 700
245		JIELDE SIGNAL DROITE CHROME LAMPE + POSER AVEC DEUX BRAS DE 30 CM ET SOCLE D	





LOT	IMAGE	DESIGNATION	ESTIMATIONS
246		FONTANA ARTE LAMP PLAF KODO 230 CON TIGE GREZZO TROIS LAMP PAR 006/2 MONT 2X60W E14	500 / 900
247		LUCEPLAN BEREN. PAR.30+30 SL/STR.ELETTR APPLIQUE 30+30 E.STRUCT. NOIR D12ELAPI BEREN.TAV. LED 8W EUNERO	250 / 350
248		LUCEPLAN DEUX BLOW SET 3 PALE SERIGR.TRASPAR SET 3 PALES S+RIGR.TRANSPARENT D28/2 Giardini, Ferdi DEUX FORTEBRACCIO 100W E27 INT. TABLE GRANDE ON/OFF NOIR D33N.100 Meda, Alberto/Rizzatto, Paolo	250 / 350
249		FONTANA ARTE DEUX LAMP TAV FONTANA MEDIA BASE C/FORI (1X100W E27+ 2X40W E14)	750 / 1200
250		LEUCOS MANHATTAN P24 E27 BIANCO SAT. STR. TITANIO	200 / 250
251		LUCEPLAN HOPE 42 SOSP.250W E27 HOPE 18 SUSPENSION 250W E27 D66/18	300 / 500
252		FOSCARINI VETRO LUMIERE 05 PICCOLA AMBRA LUCIDO	
253		FONTANA ARTE LAMP PAR RIGA NIKEL 26W	150 / 200

LOT	IMAGE	DESIGNATION	ESTIMATIONS
254		SEDAF PLAFONNIER ROND FLUORESCENT 55W PLATRE NATUREL	150 / 250
255		LIGHTYEARS CONCERT PENDANT, LARGE, ĩ550MM, WHITE, E27 MAX 150W JORN UTZOM	300 / 400
256		FOSCARINI LE SOLEIL SOSPENSIONE ACQUAMARINA MANQUE INTERSTICES	350 / 500
257		SEDAF PLAFONNIER CARR+ FLUORESCENT 55W PLATRE NATUREL	150 / 300
258		NEMO DEUX JESOLO TWIST 42 PLAFONNIER +LECT BLANC	200 / 300
259		MODISS TROIS LUCCAS AP10 CHROME 1 SW.LED 3W	400 / 600
260		TERZANI PETIT THEATRE WALL SCONCE CHROME - WHITE GLASS	250 / 400

LOT	IMAGE	DESIGNATION	ESTIMATIONS
261		TERZANI PHANTOM WALL SCONCE GOLD - WHITE GLASS	250 / 400
262		INGO MAURER LIVING VEGAS	1850 / 3000
263		ALT LUCIALTERNATIVE NEW Studio Alteam UN LILITH PL 40 MOKA UN SOLE NERO 40 DEUX SOLE NERO 60/80	300 / 500
264		BLACKBODY LAMPE DE BUREAU TAUPE SMART DESIGN ID'S LAMPE DE BUREAU ORANGE SMART DESIGN ID'S	300 / 500
265		ARTEMIDE QUATRE SURF APPLIQUE 600 TC-LEL 2X55W BLANC	1000 / 1800
266		ARTEMIDE CASTOR TAVOLO 420 GLOBBE	200 / 400

LOT	IMAGE	DESIGNATION	ESTIMATIONS
267		ALT LUCIALTERNATIVE NEW RUB S NERO PLAFONIER	200 / 400
268		MILAN AP CARLTON CHROME DIF VERRE 2X11W CL2 IP44 LG 53CM	150 / 300
269		ALT LUCIALTERNATIVE NEW DEUX SOLE NERO MIROIR	150 / 300
270		TOBIAS GRAUD FALLING STAR SUSPENSION UP CHROME/BLANC 9 LUMIERES	1500 / 3000
271		FLOS ROMEO MOON T2 EUR PIED ACCIDENT PATERE A RESSOUDER	400 / 700
272		FLOS KAP SURFACE SUSPENSION BLACKáINTER.GOLD.POWER LED 9W	600 / 900
273		FLOS BUTTON EUR OPAL/OPAL BUTTON EUR OPAL/BLU	200 / 400
274		FLOS GOOD NIGHT EUR	100 / 200









LOT	IMAGE	DESIGNATION	ESTIMATIONS
275		FLOS ABBAT JOUR KTribe S	300 / 600
276		FONTANA ARTE LAMP PAR RIGA 1X80W R7S 230V NIKEL	100 / 200
277		FONTANA ARTE DEUX LAMP PAR BRUCO	250 / 400
278		FONTANA ARTE LAMP TAV 3247TA/0 C/DIFF R 1X75W E27 DIFF VETRO BI D47XH78 1853/1-2482-2198-3247	700 / 1200
279		STEINEL RS PRO 2000 SENSOR	
280		MUUTO COSY IN GREY DEUX MHY JAUNE	300 / 500
281		MARSET DEUX LED TUBE ALU SATINE DEUX LED TUBE NOIR	450 / 650
282		LUCEPLAN Sempé, Inga PLISSE' SOSP.7X60W E14 INC. SUSPENS.7X60W E14 INC. BLANC D62	450 / 700









LOT	IMAGE	DESIGNATION	ESTIMATIONS
283		SANS MARQUE HELEN LHOTE FUCUS COMPLET ROUGE VERSO BLANC	200 / 250
284		Studio Italia Design Marco Ferreri C PURALUCE	50 / 80
285		DELTALIGHT MICROLINE 30+ WALL 154 ANO	200 / 300
286		AXIS SUSPENSION NOIRE  GALLERY VETRI D'ARTE LUSTRE MASSIMO TONETTO INCOMPLET	300 / 500
287		PLANLICHT SIX TATE APPLIQUE TABLEAU COURB+ CHROM+ 1X MAX.50W GU5,3 QR-CBC51 12V	350 / 500
288		BELUX DEUX UPDOWN 11 58 W DIMMERABLE produit supprimé	
289		XAL SEPT INVISIBLE ROUND MINI HOUSING 3 LAMPS	1000 / 1800
290		DE MAJO OTTO X OTTO T C TRANSPARENT EXTRACLAIR C CHROM+ DESIGN FRANCESCO DEI ROSSI	









LOT	IMAGE	DESIGNATION	ESTIMATIONS
291		INGO MAURER ALIZZ F. COOPER	550 / 900
292		Produzione Privata CAOLINA	250 / 350
293		ASTRO SALA FLOS WAN S VERDE	200 / 250
294		SEDAF APPLIQUE 1311 PLATRE NATUREL INCANDESCENT	100 / 150
295		XAL VINGT ET UN SASSO 80 K SPOTLIGHT 1X50W QR-CBC51 GU5,3	500 / 900
296		DE MAJO CODICE 51 A/P 0 LAQU+ BLANC	100 / 200
297		FONTANA ARTE LAMP PLAF KODO 120 CON TIGE ALLUMINIO	100 / 150
298		MUUTO CLOCHE BLEUE CAHOUTCHOUC	100 / 200

LOT	IMAGE	DESIGNATION	ESTIMATIONS
299		FABBIAN VICKY APPLIQUE G9	100 / 200
300		FOSCARINI DEUX GREGG PICCOLA SOSPENSIONE BIANCO	300 / 500
301		LUCEPLAN METROPOLI CM 17 CORPO, VETRO CORPS VERRE CM.17 BLANC D20/17V	250 / 350
302		LUCEPLAN STRIP 2X13W G5 230V 2X13W G5 230V ALU D22/1	100 / 200
303		ROGER PRADIER LOUIS PHILIPPE 1 ZINC BRUT	150 / 200
304		TERZANI DEUX BOBINO SOSPENSION 1 LIGHT CLEAR İ9	300 / 500



LOT	IMAGE	DESIGNATION	ESTIMATIONS
305		MARSET TROIS FLASH	100 / 200
306		Danese Milano KISKA - APPLIQUE	150 / 250
307		SANS MARQUE TAMAGO MINI 4 A POSER EXPO	100 / 150
308		ESTILUZ APPLIQUE A8070 MUUTO MHY JAUNE	250 / 350
309		ORBIT LOOK OUT 3X QR111 ? 100W TI BLANC/BLANC	150 / 250
310		DELTALIGHT FAKTOR S	100 / 200
311		Arturo Alvarez DOSCUBOS SUSPENSION ROUGE/102 DOSCUBOS APPLIQUE VERT/ 92	200 / 300
312		MILAN ELEA AMBIENT APLIQUE ORO 24 K.,SIN PANT.ù LOFT APLIQUE FLUOR.ALUM.ANOD.+NIKEL APPLIQUE EXPO	250350

LOT	IMAGE	DESIGNATION	ESTIMATIONS
313		SANS MARQUE BRIDGE TWO GREEN E27 PLEXI BRIDGE TWO BLUE E27 PLEXI	300 / 500
314		FOSCARINI MONT.LUMIERE 05 GRANDE CROMO NERO MNQUE ABAT JOUR MINIKITE PARETE NERO	200 / 350
315		FOSCARINI TROPICO ELLIPSE SOSPENSIONE GHIACCIO	400 / 500
316		ARTEMIDE MINI SURF APPLIQUE T16 1X24W GRIS TOBIAS GRAUD LAMPE DE BUREAU BILL	300 / 500
317		SEDAF DEUX APPLIQUES 1340 PLATRE NATUREL INCANDESCENT	100 / 200
318		TERZANI ORTENZIA SOSPENSION 11	100 / 200
319		FABBIAN MEDUSA SOSPENSIONE 8 LUCI E27 DIAM.60 OCCASION ACCIDENT	600 / 1000
320		OLIGO TRINITY SOSPENSION OCCASION	600 / 1000







LOT	IMAGE	DESIGNATION	ESTIMATIONS
321		INGO MAURER LOS MINIMALOS UNO	250 / 400
322		ROGER PRADIER BRICK ORANGE PLACE VOSGES 2 N°3 BLANC	150 / 250
323		SANS MARQUE HELIOPOLIS LAMP TAVOLO ALL SABB	200 / 350
324		DELTALIGHT ULTRA COOL BOMBOLOTTA SUSPENSION CHROME BOMBOLOTTA APPLIQUE BLANC	300 / 500
325		TERZANI ANTINEA WALL SCONCE RUSTY - AMBER GLASS	450 / 700
326		BEGA APPLIQUE APPLIQUE + PLAFONNIER SPOT A ENCASTRER TROIS PIECES A ENTERRER  SANS MARQUE LUCK DE TABLE PREMIUM	600 / 1100
327		DE MAJO LUME T1WDE27GLOBOLUX.EPS70W	350 / 600
328		FLOS CICATRICES DE LUXE 3 CM 80 SHOW ROOM DESIGN STARK	1000 / 2000

LOT	IMAGE	DESIGNATION	ESTIMATIONS
329		AI Aqua illumination ICIX XENIA POWER N 90	300 / 500
330		ARIC ONZE LISERAI 1,20M 230V 34W CLAIR	250 / 400
331		SANS MARQUE CINQ TUBE ARIC CINQ PROFILE ALU PL2 2M P/FLEXO LED SANS MARQUE Rail IVELA blanc 2M	300 / 500
332		ARTEMIDE QUATRE TOLOMEO SUPPORT LAMPADAIRE	450 / 800
333		SANS MARQUE FLEX W1 APPLIQUE MAX 150 - BRAS 75+75 - 2X24W - ALU POLI	450 / 800
334		BRUCK RAIL L: 97,5CM CHROME DEUX RAILS L: 97,5CM MAT CHROME TROIS RAILS L: 1990MM CHROME	
335		Barbier - Stephane Davidts DEUX TRIANON 60CM CHROME BRILLANT (APPLIQUE TABLEAU)	300 / 450
336		MARSET DEUX NEONS NLA07	200 / 400
338		TRIZO 21 CODE 1 - LED WW/M ALU IN SCARLED BLANC BLANC WARM 25° L200 SCARLED 40 CM METAL ALU SCARLED BLANC BLANC WARM 25° L400	500 / 900




LOT	IMAGE	DESIGNATION	ESTIMATIONS
339		LUCEPLAN METROPOLI 17 RIFL.1XG24 D1 10W R+FLECTEUR DOUILLE 1XG14 D1FLU D20/17. POD LENS INC. 40W SABBIA	100 / 200
340		Barbier - Stephane Davidts DEUX NAOS 2 BRONZE (LAMPE) DEUX AMADA BRONZE (APPLIQUE)	300 / 500
341		Barbier - Stephane Davidts PACHED 25 CM LAITON (APPLIQUE TABLEAU) PACHED 53 CM BRONZE (APPLIQUE TABLEAU) KHONSOU 29 APPLIQUE BRONZE	500 / 700
342		MILAN DEUX BAÏO PLAFON 1 L.SERIE BAÏO LOFT APLIQUE 2L.ALUM.ANOD.+NIKEL S. LOFT APLIQUE FLUOR.ALUM.ANOD.+NIKEL DAU APLIQUE 1 LUZ,ALUM.ANOD. TUB LED 6322 AL/NE REPUESTOS TRIPODE mInELEA 5803-04-05	400 / 700
343		TOBIAS GRAUD MONEY TABLE 10	1000 / 2000
344		FONTANA ARTE LAMP SOSP NOBI D 15 TELESCOPICA H 54-86 CROMO CASSAFORMA 156X156X150 GARDEN SOFT WW1 DEUX RIFL METALLO VERN G 3881	150 / 250
345		Al Aqua illumination XENIA POXER W 20 NABYTEK MONO N 07	450 / 800
346		TOBIAS GRAUD CINQ TUBES SPOT DUO UP SAT , 2 XGZ4,12V/20W	600 / 900

LOT	IMAGE	DESIGNATION	ESTIMATIONS
347		TOBIAS GRAUD SHY GLOBE WALL/DUO ALU POL SHY GLOBE WALL/DUO ALU SAT SHY GLOBE WALL/MONO ALU POL SHY GLOBE WALL/MONO ALU POL SHY GLOBE WALL/MONO ALU SAT SHY GLOBE BOX HV ALU SAT	700 / 1200
348		TOBIAS GRAUD DEUX OH 7/IN BRONZE, WITHOUT TRANSFORMER !	300 / 500
349		TOBIAS GRAUD DEUX PUR MINI/UP TITAN SILVER DEUX PUR MINI/UP TITAN SILVER	400 / 700
350		TOBIAS GRAUD OVAL 60W MAX. 60W ZINC FALLING STAR WALL DIM CABLE BLACK/BLACK/BLACK/BLACK LED 8W SIMPLE BRASS SIMPLE BRASS POL	600 / 1000
351		BRUCK QUEENY SUSP S CHROME / BLANC REPLACE PAR 100342ch SILVA APPL.W85 UP 2 VERRES (1 DICHROIQUE) CHROME / ORANGE LOFT SPOT ORIENT. MAT / BLANC RING POUR TRANSFO 150014-21-30 MAT CHROME E-POINT TRIO 150 C +LECTR.L 373MM MAT CHROME QUEENY SUSP S/JACK CHROME / BRUN RAY+ SILVA SUSP S110 2 VERRES (1 COLOR+) S/JACK CHROME / ORANGE	600 / 1000
352		ERCO DEUX QUINTESSENCE APPAREIL + FAISCEAU MURAL QUINTESSENCE ENCASTR+ ORIENTABLE	550 / 800
353		FIRALUX QUATRE MINILED TRIOR 3X1-3W 3000K 25+CONNECT.S+RIE 8 SPOT DIVERS	200 / 350
354		AURELIANO TOSO DEUX SUSPENSIONS VETRO LASTRA ART 60P VETRIA CORA 65P PL MONTATURA	200 / 400

LOT	IMAGE	DESIGNATION	ESTIMATIONS
356		LOT DE PIECES DETACHEES ARTEMIDE	
357		LOT DE PIECES DETACHEES ARTEMIDE	
358		LOT DE PIECE DETACHEES LUCE PLAN	
359		LOT DE PIECE DETACHEES ORBIT	
360		LOT DE PIECES DETACHEES FLOS	
361		LOT DE PIECES DETACHEES FLOS	
362		LOT D'AMPOULES OSRAM ENVIRON 180	
363		LOT D'AMPOULES OSRAM ENVIRON 38	
364		LOT D'AMPOULES SYLVANIA ENVIRON 75	
365		LOT DE PIECES DETACHEES MARSET	

LOT	IMAGE	DESIGNATION	ESTIMATIONS
366		LOT DE PIECES DETACHEES DELTALIGHT	
367		LOT DE PIECES DETACHEES DELTALIGHT	
368		LOT DE PIECES DETACHEES DELTALIGHT	
369		LOT DE PIECES DETACHEES BRUCK ET ALTALUCE	
370		LOT DE PIECES DETACHEES MODULAR ET LUTRON	
371		LOT DE PIECES DETACHEES FABBIAN	
372		LOT DE PIECES DETACHEES NIKO INTERUPTEUR, CACHES , VARIATEUR ETC	
373		LOT DE PIECES DETACHEES NIKO INTERUPTEUR, CACHES , VARIATEUR ETC	
374		LOT DE PIECES DETACHEES NIKO INTERUPTEUR, CACHES , VARIATEUR ETC	
375		LOT DE PIECES DETACHEES NIKO INTERUPTEUR, CACHES , VARIATEUR ETC	



LOT	IMAGE	DESIGNATION	ESTIMATIONS
376		LOT DE PIECES DETACHEES METALARTE	
377		LOT DE PIECES DETACHEES FOSCARINI	
378		LOT DE PIECES DETACHEES LUMINA	

Nombre de lots : 375